



Pinwheels for
PREVENTION[®]

Prevent Child Abuse
Nevada[™]

Community Partners

PREVENT CHILD ABUSE NEVADA CONTACT INFORMATION:

WEBSITE: WWW.PREVENTCHILDABUSENEVADA.ORG

EMAIL: PREVENTCHILDABUSENEVADA@UNLV.EDU

PHONE: 702-895-5053 FAX: 709-895-2657

MAILING: 4700 S. MARYLAND PKWY., SUITE 335, LAS VEGAS, NV 89119

PINWHEEL ACTIVITIES AT HOME

Plant a Garden

Contact our office for **free** pinwheels and plant your own pinwheel garden. By creating a display with signs and information about Pinwheels for Prevention, you can help spread awareness. Get creative and make your own display. Share and tag #GoBlueNV online.

Build your own pinwheel garden in a cup, use a foam block to help plant the pinwheel, add your own signs and grass!

Create a pinwheel garden at home or at your workplace to show your support during Child Abuse Prevention Month.




Pinwheel Hunt

Organize a neighborhood pinwheel hunt to raise awareness in your community. Place pinwheels around your neighborhood for children, friends, and family to search for pinwheels. Post some flyers with information about awareness and links to resources, while enjoying a walk and finding as many pinwheels as you can! Talk about prevention with your neighbors, family and friends.

SHARE PREVENTION INFORMATION FROM HOME AND WORK

Add Pinwheels for Prevention background to Social Media or Virtual Meetings

Add prevention background for online class/meetings or on your social media profile. You can upload a “Go Blue” or pinwheel virtual background. The Virtual Background feature allows you to display an image or video as your background during online meetings. (see page 6 for instructions).



Discuss child abuse prevention at your meetings

Share announcements about CAP awareness month, put information in a newsletter or announcement that goes out to your partners and/or clients, choose subjects/content by visiting our website for shareable information and resources on prevention.

GOBLUE on April 1st

Invite staff to show their support by taking and sharing selfies with pinwheels, or by encouraging staff to wear blue on Go Blue Day April 1st.

Distribute Prevention Messages/Information

Print messages on your bags or hand out flyers to bring attention to the issue of child abuse prevention. Donate or support the purchase of advertising space, such as billboards, social media ads, to help continue getting the word out.




Use your voice

Write to your elected official about the importance of preventing the abuse and neglect of Nevada's children.

REMEMBER!

**Take photos! Post and share your activities with #GoBlueNV
Spread awareness, get others involved! Share and support what others are
doing!**

PINWHEEL COLORING SHEET

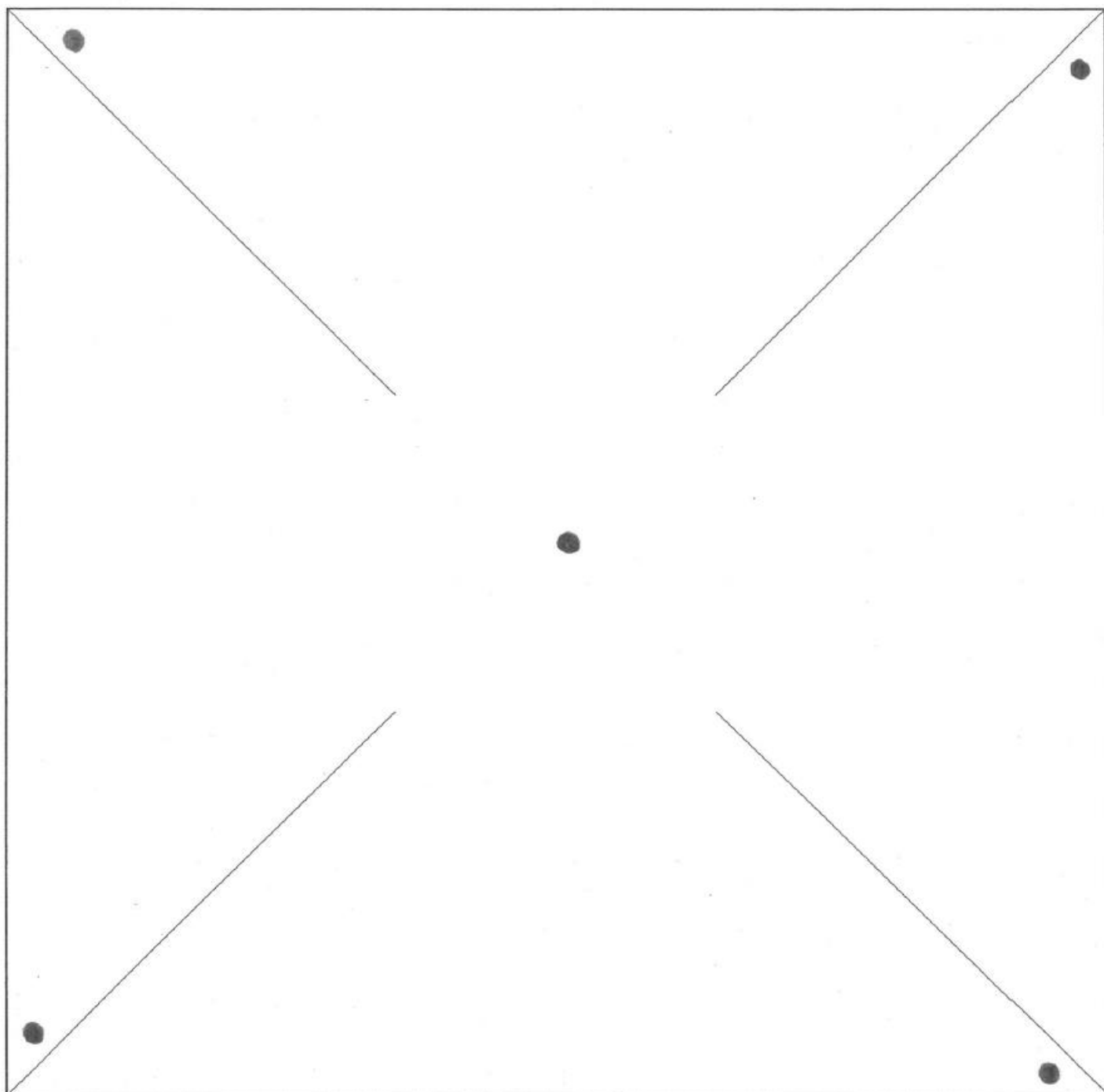


preventchildabuse.org



Pinwheels for
PREVENTION

Prevent Child Abuse
America



How to make a pinwheel.

Supplies you will need:
 1 square piece of paper
 1 regular straw
 1 brad
 2 washers (Optional)

Instructions:

1. Cut out the box above.
2. Cut the square paper on the diagonal lines to make the blades.
3. Punch holes in one corner of each blade.
4. Punch hole in the end of a regular straw.

5. Fold over the blades and push brad through the holes.
6. Poke brad through center of pinwheel.
7. Slide through washer #1.
8. Slide through straw.
9. Slide through washer #2
10. Fold out the flaps of the brad.

Try making special designs

Spirals, Circles, Stripes,
 Different Colors, Flowers
 Faces, Star Bursts

